



PETERSEN EVENTS CENTER


UNIVERSITY OF PITTSBURGH



PRODUCTION GUIDE



TABLE of CONTENTS



General Information

Facts and Figures 3
 Staff Phone Directory 4
 Booking Procedures 5
 Advertising & Promotions Services 5
 Group Services 5

Rooms and Facilities

Main Floor 6
 Dressing Rooms/Support Rooms 7
 Event Level Layout 9

Production Information

Communications 10
 Catering/Food Service 10
 Electrical Power Availability 10
 Fire Safety Requirements 10
 Fork Lifts and Support Equipment 11
 Freight Elevator 11
 House Lighting and Spotlights 11
 Loading Dock & Load In 11
 Merchandise Services 12
 Radio Frequencies 12
 Rigging 12
 Scoreboard & Video Display 12
 Seating Capacities 12
 Security Operations 12
 Sound System 12
 Staging 13
 Telecommunications 13
 Ticket Office 13

Building Information

Accessibility Options 14
 Camera/Recording Policy 14
 Children's Admission 14
 Event Staffing Services 14
 First Aid Services 15
 No Re-Entry Policy 15
 Prohibited Items 15
 Smoking 15

Attachments

Production Labor Rates 16
 Rigging Plot and Load Criteria 17
 Basketball Seating Layout 18
 End Stage Seating Layout 19
 Floor Seating - End Stage Concert 20
 Concourse Layout 21
 Lobby, Lawn and Club Layout 22
 Campus Map and Truck Directions 23



PETERSEN EVENTS CENTER

UNIVERSITY OF PITTSBURGH

FACTS and FIGURES

Date Opened:	August 2002
Architects:	Apostolou / Rosser, Joint Venture Partners
Funding:	10 Million dollars donated by John and Gertrude Petersen, which was the largest single donation in Pitt's history at the time
Arena Size:	430,000 total square feet, which includes an auxiliary basketball practice facility, office space, media space and athletic training facilities
Building Management:	SMG
Concessionaire:	Sodexo Sports and Leisure
Ticketing:	Ticketmaster
Average Event Mix:	45 - Sports; 9 - Concerts; 45 - Other
Seating Capacities:	Basketball: 12,508 Concert/End Stage 270°: 10,120 Concert/End Stage 240°: 9,500 Concert/End Stage 180°: 8,000
Premium Seating:	5 Courtside Suites, 12 Club/Loge Suites, Private Club with 193 Club Seats
Scoreboard:	Daktronics center hung scoreboard features four 16' wide HD panels, four 12' wide LED screens with 208x288 pixel displays and a lower LED ring.
Website:	www.PetersenEventsCenter.com

Unique Features:

- Incredible view of the entire University of Pittsburgh Campus
- Merchandise shop featuring the world's largest selection of Pittsburgh Panthers merchandise.
- 5 Courtside Luxury Suites which can seat up to 15 people who can watch the action from the luxury of the suite or from additional suite seating on court level.
- 16,000 square feet of lobby space with 90' high ceilings
- 40,000 square foot student recreational center

Home of Pitt Panthers Basketball:

- First Women's Game vs. Robert Morris University on November 22, 2002
- First Men's Game vs. Duquesne University on November 23, 2002

Premier Performance: Counting Crows Concert - October 13, 2002



STAFF DIRECTORY

Petersen Events Center
3719 Terrace Street
Suite 2033
Pittsburgh, Pennsylvania 15261

ASM GLOBAL ADMINISTRATION

General Manager	Taylor Traversari	412-648-3074
Director of Operations	Anthony Smith	412-648-3059
Accounting Manager	Steve Haught	412-648-3271
Event Manager	Jodi Hummert	412-648-3078
Operations Manager	John Fleck	412-648-3899
Event Coordinator	Tony Pici	412-383-7959
Box Office Manager	Chris Convery	610-581-7722
24-Hour Event Hotline:		412-648-3054
Main Fax Line:		412-648-3285

CHARTWELLS CONCESSIONS, CATERING AND MERCHANDISING

Director of Operations	Steve Schurr	412-847-1517
Director of Catering	Lauren Klinefelter	412-722-9418
Director of Concessions	Josh Finley	412-383-8522

ISS FACILITY SERVICES - JANITORIAL SERVICES

Site Manager	Chris Kilhoffer	412-648-9912
--------------	-----------------	--------------

LANDMARK EVENT SECURITY

Event Manager	Jake Bartlett	412-321-2707
---------------	---------------	--------------

TICKETMASTER

Local Ticket Sales		800-745-3000
--------------------	--	--------------

UNIVERSITY OF PITTSBURGH ATHLETICS

Tickets		800-643-PITT
Fan Phone/Customer Service		800-767-7488
Team Store		412-383-8048

UNIVERSITY OF PITTSBURGH POLICE

24-Hour Building Security:		412-648-8076
Police/Medical Emergency:		412-624-2121



GENERAL INFORMATION

Booking Procedures

Scheduling:

Questions regarding availability of dates should be directed to General Manager Scott Michaels at (412) 648-3074. The fax number is (412) 648-3285.

Rental Expense:

Rental structure is based on established rental rates and determined by the type of event and space used. Further information can be obtained from the General Manager.

Contract Execution:

All arrangements are considered to be tentative until a license agreement has been fully executed and returned. A deposit may be required upon execution of license agreement to secure your date.

Financial Settlement:

At the conclusion of the event, the licensee is responsible for settling all outstanding facility expenses. Any questions regarding the settlement procedure should be directed to the General Manager.

Event Management:

An Event Manager will be assigned to be your primary contact with our facility from the moment your event becomes contracted. This person is your principal source of information and can be your "right hand" once you have arrived on site. The Event Manager will take the information provided by your team and disseminate it to the appropriate facility personnel. With as much information as you provide, he/she will work with your entire team to ensure the event is a success.

Advertising & Promotions Services

The Petersen Events Center marketing team provides a variety of media and advertising services for all events booked at the facility. Our staff has extensive experience in media planning and buying, creative services, sponsorship sales, promotions, publicity and public relations. Each event booked at the Petersen Events Center receives significant exposure through existing facility programs. The following resources are available for your event.

- :30 spot (provided by show promoter) to run on interior four sided video boards at University of Pittsburgh Basketball Games when the video boards are in use. Video also appears on all arena television monitors.
- Event listing on arena telephone message system
- Event listed on the Petersen Events Center website
- Press release/event announcement blast-faxed to all local print and electronic media
- Event included in printed event calendar distributed throughout the arena

In addition to media placement, advertising, promotions and public relations, the Petersen Events Center marketing department can also assist in coordinating:

- Photography
- Promotional tickets and passes
- Trade for advertising
- Media and market research
- Hospitality / event planning
- Coordination of press conferences and interviews
- Charitable donations to local organizations and agencies

All fees, unless requested, are due at event settlement. Affidavits, tear sheets and other documentation will be presented at settlement. A complete listing of media policies is available upon request. For more information or to begin your event marketing campaign, please contact Scott Michaels at 412-648-3074.

Group Services

The Petersen Events Center Group Services Department is available to assist in marketing your event to large groups and organizations. For more information please call Chris Convery at 610-581-7722. The Petersen Events Center will collect the industry-standard group sales commission of 10% on all group tickets sold unless otherwise specified in the event contract.



ROOMS AND FACILITIES

Main Floor Size and Configurations

The arena floor offers unique presentation capabilities and an impressive atmosphere for any large-scale function. The floor can be covered with tables and chairs to accommodate a gathering of up to 1,000 guests or in a theater style for up to 2,225. The event floor measures 116' W x 174' D from wall to wall when all floor seating has been retracted. In a basketball configuration, the arena floor is 80' W x 123' D with retractable sections 6A through 6J extended and the courtside suite risers installed.



If only one of the end zones are retracted (6A/6B or 6I/6J)

and the other is extended (a normal concert setup), the length of the floor is 148'

For most end stage concerts, sections 6A through 6F will be extended creating a space 148' deep by 80' wide. Other events requiring maximum seating area on the floor will use Sections 6A – 6J totally retracted allowing for approximately 20,400 sq.ft of programmable space.




Floor Restrictions

The entire event floor is a permanent Connor Rezill Channel basketball floor capable of supporting up to 500 PSF.

For all staged events the event floor will be covered prior to tour arrival with a black synthetic urethane floor covering. **To protect the actual playing surface, no forklifts will be permitted along the down-stage edge for front loading of stages (even with floor covering in place).**

There is also a height restriction onto the arena floor of 9' 5" just inside the interior elephant door.





ROOMS AND FACILITIES


Dressing Rooms/Support Rooms

NOTE: You can reference the location of these rooms on the event level on Page 9. All rooms shown may not be available all days based off University usage.



← *Star Dressing Room:* This 420 sq.ft. room is located stage right, and features a private restroom, television and shower.

Dressing Rooms 1-4: Located on the mix end of the floor under sections 101 and 102, the set-up of locker rooms 1-2 are identical to rooms 3-4. There are adjoining lockable doors between rooms 1 (560 sq.ft.) and 2 (520 sq.ft.), and only rooms 2 and 3 have access to the large restroom and shower facilities used by our visiting basketball teams. →



← *Dressing Room 5:* This 248 sq.ft. small room is located stage left, and features a private restroom, television and shower.

Dressing Room 6: This spacious 407 sq.ft. room is located stage left, and features a television and private toilet but does not have a shower. →



← *Multi-Purpose Room 2063:* This 2,250 sq.ft. "L" shaped room is tucked away from the public and is perfect for meet and greets and other tour functions. It is permanently affixed with boxing and martial arts equipment, which can be hidden behind pipe and drape if needed.



ROOMS AND FACILITIES



← *Campus View Club:* This 6,800 sq. ft. dining space is popular during basketball games for pre-event catering, and is often used for small meetings and conferences. There is direct access through glass doors into the seating bowl, or the club can be entered from the concourse side outside Section 104. This space is permanently set up with both 2 and 4 sided dining tables, and our staff can arrange these tables in any configuration to meet your needs.



→ *Practice Gym:* The practice gym is adjacent to our main arena and measures 85'W x 114' D. It is an ideal space for a large breakout session or almost any type of event.



← *Party Suite:* Our courtside party suite is fully furnished with a wet bar, television, and private restroom facilities. This space can easily accommodate up to 40 people, and is the perfect option for a more intimate atmosphere.

← *Private Suites:* There are 16 additional suites that can be converted into small breakout rooms, offices for longer events, or any other small meeting space function. Smaller suites will typically accommodate 12 guests comfortably.




Concourses and Coaches Corner: All of the concourse hallways can be converted into trade show space as well as meeting spaces. Coaches Corner is located on the club level, this is the perfect area for trade shows or as a small meeting space for up to 200 people.



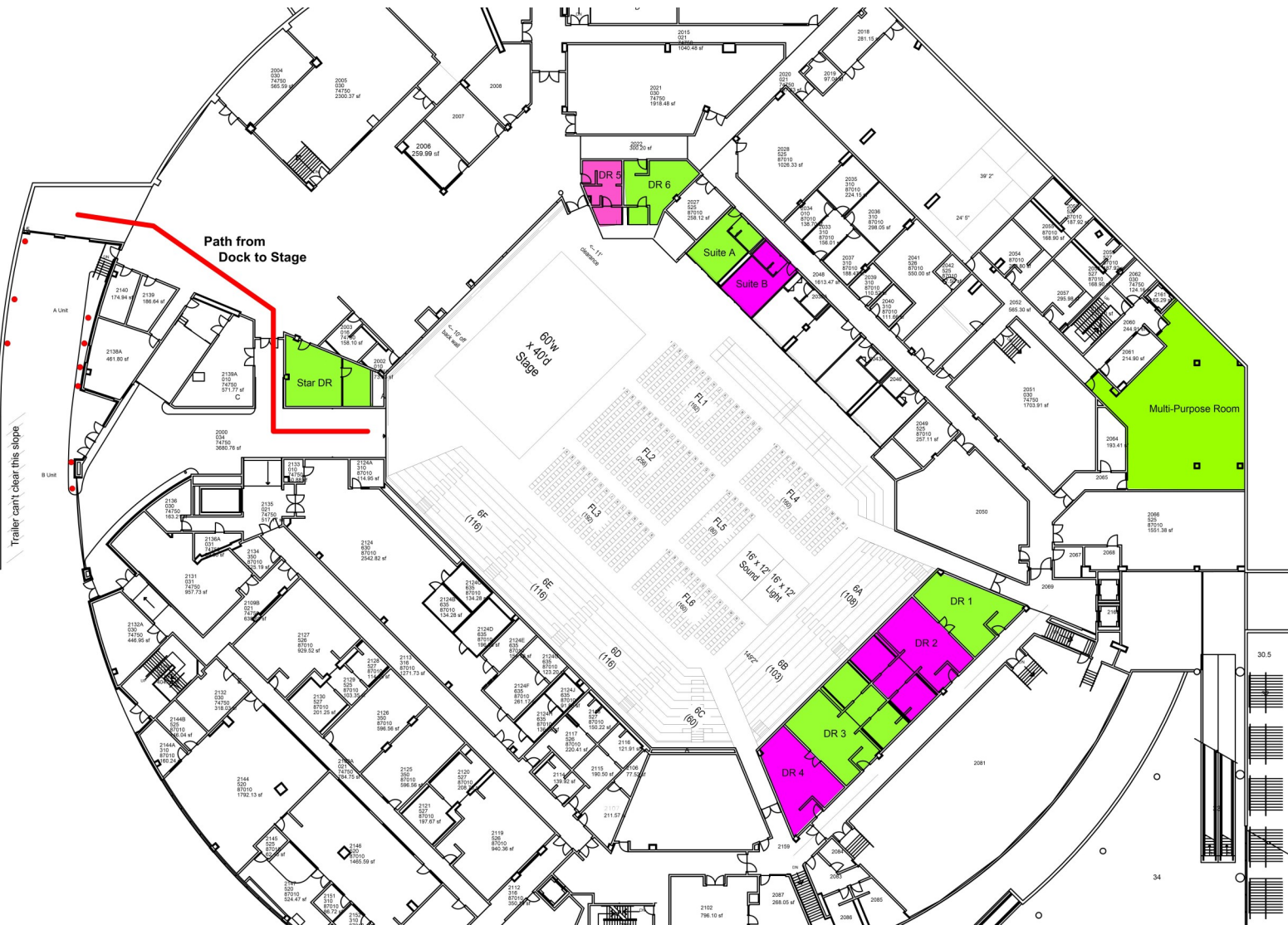
← *Lobby:* With 16,000 square feet of space, 90'-high ceilings, and natural light, the main lobby is a unique and impressive option for exhibits or public events. The lobby also features the Pitt Shop at the Pete and

Pitt Studios.





EVENT LEVEL LAYOUT



Rooms starting at Stage Right and moving Clockwise:

- | | |
|--------------------|--------------------|
| Star Dressing Room | Multi-Purpose Room |
| Dressing Room 5 | Dressing Room 1 |
| Dressing Room 6 | Dressing Room 2 |
| Suite A | Dressing Room 3 |
| Suite B | Dressing Room 4 |



PRODUCTION

Communications

A 4-channel Clear-Com system is hardwired throughout the arena with belt packs at each spotlight location and in the arena control booth. The arena floor has belt pack capabilities. There are also dedicated dry lines (single channel) from the floor to each spotlight location and control booth for use of a show's own intercom system.

Catering/Food Service

Sodexo provides backstage catering services, concessions and food and beverage needs at the Petersen Events Center. For more information please call (412) 383-7439.

Electrical Power

At stage end: (1) 600 amp / 3 phase
(3) 400 amp / 3 phase
(1) 200 amp / 3 phase

At mix end of floor: (1) 200 amp / 3 phase

At loading dock: (1) 200 amp / 3 phase

Upper exterior yard: (4) 100 amp / 3 phase **OR** (2) 200 amp / 3 phase

Cable Runs

10' from show power to stage end

160' from electrical disconnect in loading dock to upper service yard.

175' from electrical disconnect in loading dock to center stage point.

190' from upper service yard to center stage point

Fire Safety Requirements

Pyrotechnics: Pyrotechnics are not permitted in the Petersen Events Center unless special approval is granted by the University of Pittsburgh.

Seating Plans: The Petersen Events Center management must approve all seating arrangements prior to on sale. The blocking of aisles, exits or corridors of any type is illegal and prohibited.

Electrical Wiring: Electrical wiring must be grounded and UL listed. Extension cords may be used provided they are plugged directly into an outlet or an approved power strip. Extension cords shall not be plugged into another extension cord. All cords and wiring must be taped down to minimize any potential tripping hazards.

Open Flame Devices: Open flame devices are not permitted in the Petersen Events Center unless specifically approved by the Pittsburgh Fire Department.



PRODUCTION

Standby Inspector: If determined necessary by the Pittsburgh Fire Department, a standby Fire Marshall will be staffed during the event. Any costs for this additional requirement will be the responsibility of the promoter.

Emergency Evacuation Plan: If the need arises to evacuate an emergency evacuation plan is available for your review if requested. Please see your Event Manager for further information.

Fork Lifts and Support Equipment

The Petersen Events Center has (1) Yale Model propane powered 4000lb forklift. Fork extensions (6') are available. The building also has (1) Genie 45 ft. man-lift and (1) Genie 19 ft. scissor lift.

Freight Elevator

A freight elevator accessible to all levels inside the building except the Lobby. The elevator is located near the loading dock. Freight or other large loads are not permitted on public elevators.

House Lighting and Spotlights

- (4) Lycian 2K follow spots permanently located above sections 225, 202 (x2) and 204
 - (10) ellipsoidal aimable event lights mounted on the catwalk
 - (64) Ephesus Lumadapt LEDs
- The house does not own gels

Loading Dock & Load In

The loading dock and service yard are located off Sutherland Drive on the west side of the building. There are (2) covered loading docks with load levelers. There is also a large 15' high x 20' wide roll gate located in this area which can be opened to unload flatbed trucks or smaller vehicles. On the stage end under section 112 there is a 9' high roll gate through which large pieces may be transported or forked onto the event floor.

Space is available for either 3 parked semis or up to 3 buses to park in the upper service yard, and a 4th bus can be accommodated in front of the others. Power in this location can be provided for all 4 buses (50 amps each). Additional trucks and vehicles will be parked on Sutherland Drive and on Terrace Street.

Merchandise Services

For more information please contact Sodexo at (412) 383-8522.



PRODUCTION

Radio Frequencies

The staff at the Petersen Event Center commonly use Kenwood digital radios with the following frequencies in use during events:

456.82500MHz	468.67500MHz	457.50000MHz	451.60000MHz
467.40000MHz	466.52500MHz	457.17500MHz	

Rigging

Floor to Beam Height: 86 Feet
Grid Size: 18' (wide) x 16' (deep) squares extending 125' from stage end
Center Hung Scoreboard: Trims at 60'
Maximum Rigging Load: 100,000 pounds distributed evenly
Maximum Weight per beam/leg: 5,000 pounds per leg.
 Fall protection system provided. All weight loads must be received by event manager in advance of event. Additional rigging information can be provided by your event manager.

Scoreboard & Video Display

A center hung computerized scoreboard features state of the art HD LED video. This variable height scoreboard can be raised or lowered according to your needs. Remote cameras or video may be fed to this scoreboard as well as to the 75 televisions mounted on the concourse and in every suite. In addition, a fully programmable LED power ring display is located inside the bowl.

Seating Capacities

Basketball:	12,508	Concert/End Stage 270°:	10,120
Center Stage:	12,700	Concert/End Stage 240°:	9,500
		Concert/End Stage 180°:	8,000

Security Operations

Landmark Security is the Petersen Events Center security provider. The facility security staff will enforce facility policies and will be available to assist shows where necessary, however the event promoter is required to arrange for additional security to fulfill the event's special needs. Event personnel must wear proper credentials at all times.

Sound System

The Petersen Events Center house sound system provides a full range of high power sound to all seats in the arena. The system is made up of custom, full range, sound clusters suspended from the catwalk, and mini speakers aimed at the seating areas under any overhang area. There is a compact disc player, mixing board, microphones and wireless microphones available for event use. The sound control booth is located at concourse level, and features a 24/8 channel Allen & Heath mixing console.



PRODUCTION

Staging

The Petersen Events Center owns a Stage Right stage that varies from 48" to 72" in height. Please discuss stage size with your Event Manager to determine if any additional staging must be rented.

Telecommunications

The University of Pittsburgh supplies all telephone and computer modem/Ethernet services. Most rooms can be wired for analog phone lines and data. Your event manager can help arrange for any necessary requirements. Current charges for telecom are:

Phone Line - \$150 per line

High Speed Internet Line - \$300 per line

Ticket Office

The ASM Global box office is located on the Upper Plaza outside of Concourse A on Allequippa Street. Operational Hours are as follows:

10:00am – 2:00pm of the on-sale date of the event

10:00am – 8:00pm on the day of the event

Will Call window will generally open 60 minutes prior to the event start. Proper photo identification must be presented to pick up tickets.




PHOTO: National High School Coaches Association Wrestling Championships. March 2006.



BUILDING INFORMATION

Accessibility Options

Accessible Seating: The Petersen Events Center was designed with guests with disabilities in mind. In standard basketball setup, there are accessible seats in sections 101-105, 107, 109, 124-126, L206, L210, L213-L216, L219-L223 and 224. There is limited number of wheelchairs available for guests, which are offered only as a staff-assisted transport from the entrance gates to the seat location.

Animals: Only pets serving as guide, signal, or service pets to aid guest with disabilities, and animals that are an integral part of the approved show, are permitted. Guests bringing in service animals may only use the adjacent seat if a ticket has been purchased for that seat. They may also request accessible seating where there is more room in front of their seat for the service animal.

Assisted Listening Devices (ALD): An ALD is a wireless RF-style headphone that a guest can wear to amplify whatever is being broadcast on the sound system. Guests may obtain an ALD, at no charge, at Guest Services by leaving a photo ID.

Guest Drop-Off: A drop-off site for people with disabilities is available on Terrace Street, which is the lobby side of the building. Lobby elevators go to every floor for guest seating.

Sign Language: Guests with hearing disabilities must make advance arrangements with SMG to provide sign language interpreters for an event.

Parking: All lots have accessible parking spaces and most are located close to the building. Guests with physical disabilities can enter at any entrance.

Camera/Recording Policy

No cameras, video recorders or audio recorders are permitted inside the Petersen Events Center unless approved in advance by show or building management.

Children's Admission

Children under the age of one do not require a ticket to enter. Policies may vary per event according to the policies of each tour promoter.

Event Staffing Services

Event staffing levels will be set after evaluation of each event and anticipated attendance. In addition to staffing arranged for the event by the arena management, additional support is available that include ticket takers, ushers, greeters and security. Please contact the Event Manager concerning all your staffing needs.



BUILDING INFORMATION

First Aid Services

The City of Pittsburgh provides first aid services for all events at the Petersen Events Center. The First Aid room is located on the main Concourse behind Section 118 and 119.

No Re-Entry Policy

Exiting and re-entering the building with the same ticket is not permitted. Exceptions are only made in the case of medical situations and emergencies.

Prohibited Items

The Petersen Events Center is committed to creating a safe, comfortable, and enjoyable experience for our guests. Our staff will proactively intervene to support an environment where guests can enjoy the sporting event or entertainment experience free from the following behaviors:

- Foul/abusive language or obscene gestures
- Intoxication or other signs of impairment related to alcohol consumption
- Displays of affection not appropriate in a public, family setting
- Obscene or indecent clothing
- Any disruption to the progress of the game by guest's actions or unauthorized persons in restricted areas.
- Guests seated in a location other than their ticketed seat

In response to the need for heightened security procedures, the Petersen Events Center has implemented the following policies to ensure a safe, enjoyable event experience for all guests.

When Entering the Petersen Events Center:

- All jackets and bags will be searched upon entry. Purses, diaper bags and other small personal bags are allowed, but will be inspected at all gate entrances.
- Guests entering the facility may be subjected to wand.
- No large bags or boxes are allowed in the building.

In addition, the follow items are not permitted inside the Petersen Events Center:

- Food or beverage
- Cans, bottles, coolers or other similar containers
- Video cameras or audio recorders
- Weapons of any kind

Petersen Events Center Management reserves the right to make the final determination on prohibited items. In the event that the prohibited items are revealed in a search, guests will be asked to dispose of the items or return them to their cars before re-entering the building.

Smoking

Smoking is not permitted in the Petersen Events Center. Guests wishing to smoke will be directed to the patio behind sections 102 and 103.



PRODUCTION — LABOR

Operating Engineers (IUOE Local 95A)

Our in-house union staff will be assigned to your event to fulfill the functions of electrician, sound engineer and other duties as assigned. Minimum call for an engineer is 8 hours, and the rate is \$73.50 per hour.

Utility Laborers (SEIU Local 188)

Our in-house union staff will be assigned to your event for any set-up and decorating needs. Minimum call for a utility laborer is 8 hours, and the rate is \$48.48 per hour.

Truck Loaders and Teamsters

Truck Loaders are members of the Teamsters Union. Loaders have a five hour minimum for both the load-in and the load-out. They are not paid according to the number of trucks but on an hourly wage based on a five hour minimum.

- Time and a half rate on Sundays, holidays and between the hours of 12am – 6am only during load-ins.

Stage Hands and Riggers I.A.T.S.E. Local 3

- All calls will include one (1) non-working payroll steward and one (1) job steward.
- For shows which are one (1) day duration, the minimum call for load-ins prior to noon shall be a guarantee from the start time until 4pm. (For example, a 9am start call is a guarantee of seven (7) hours, and a start call of 12noon or later is a guarantee of four (4) hours.) Minimum call for load-out shall be (4) hours. Any portion of an hour worked shall be counted as a full hour for payroll.
- For shows that are not one day in duration (pre-rigs, tech rehearsals, etc.), crew members are guaranteed an 8 hour minimum for load-in.
- Minimum call for riggers shall be an eight (8) hour call for put-on and four (4) hour call for put-out.
- All work performed on set-ups over eight (8) hours will be at the time and one half rate. Any hours worked prior to 8:00am will be at the double time rate plus an eight (8) hour call. All work performed on Sundays shall be at the time and one half rate. All work performed between 12 midnight and 8:00 am will be at double time rate.
- A meal break must be given no later than five (5) hours into a work call and are considered part of the work day. If a meal is provided, a half (½) hour meal break will be given. If no meal is provided, a one (1) hour unpaid break must be given. Employees required to work through a meal period shall be paid twice the prevailing rate until the break is given.
- The steward, payroll steward and deckhands call will stay on from the conclusion of the load-in call to the show call unless the stage goes completely dark.
- Show calls are for a 3 and ½ hour period. One-half hour call shall be preparatory and pre-set time and three (3) hours shall be show time. If call goes beyond 3 and ½ hours, rate shall be at time and one half the prevailing stagehands rate.
- The deck crew of a show call can pack the opening act, but cannot start load-out for the main act. If that is required, hands can be called in prior to the main load-out call and paid in addition to their four hour load-out minimum. For example, hands in at 9:00pm for a 10:00pm out will be paid five hours.
- Minimum call for an "Evening with..." show is four (4) hands. Minimum show call for all others is six (6) hands.
- Time and one half (½) shall be paid on the following holidays: Good Friday, New Year's Day, Veteran's Day, Thanksgiving Day, Memorial Day, Christmas Day, Independence Day, Labor Day.
- Persons may not be replaced on the job in order to avoid payment of higher rates. The same person must be kept until the end of the call.
- Load outs shall be at straight time until midnight, after midnight all work performed shall be at double time.
- All Load-outs that go past the four (4) hour minimum shall be paid in thirty (30) minute increments.
- Load outs that start more than 30 minutes after the call back will be charged an overtime penalty. If a load-out is scheduled for 10pm and the show does not end until 10:31pm, load out will be paid as 1 hour straight time and 3 hours double time.
- The entire crew will stay until the load-out is complete, no calls can be split to avoid overtime if the load-out is not completed.
- All labor calls must be finalized 48 hours prior to first call.

Labor estimates are available upon request.



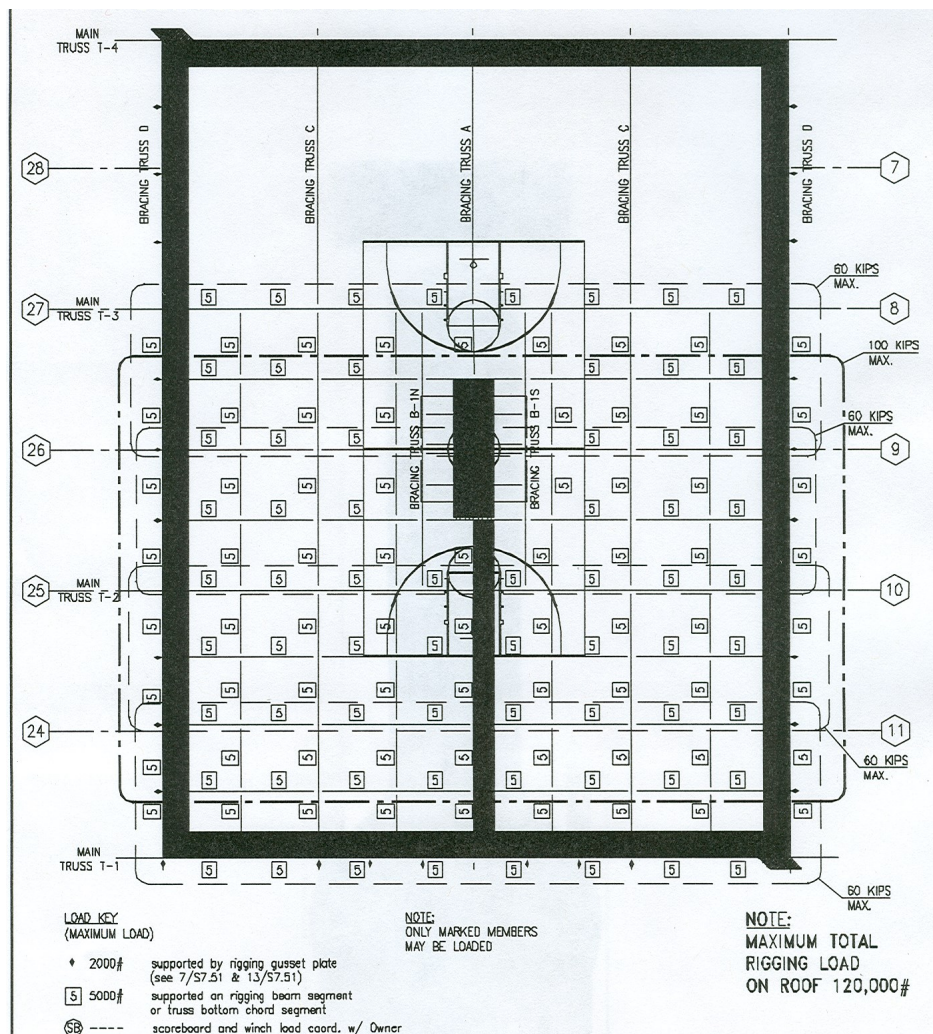
PETERSEN EVENTS CENTER

UNIVERSITY OF PITTSBURGH

SMG An SMG Managed Facility

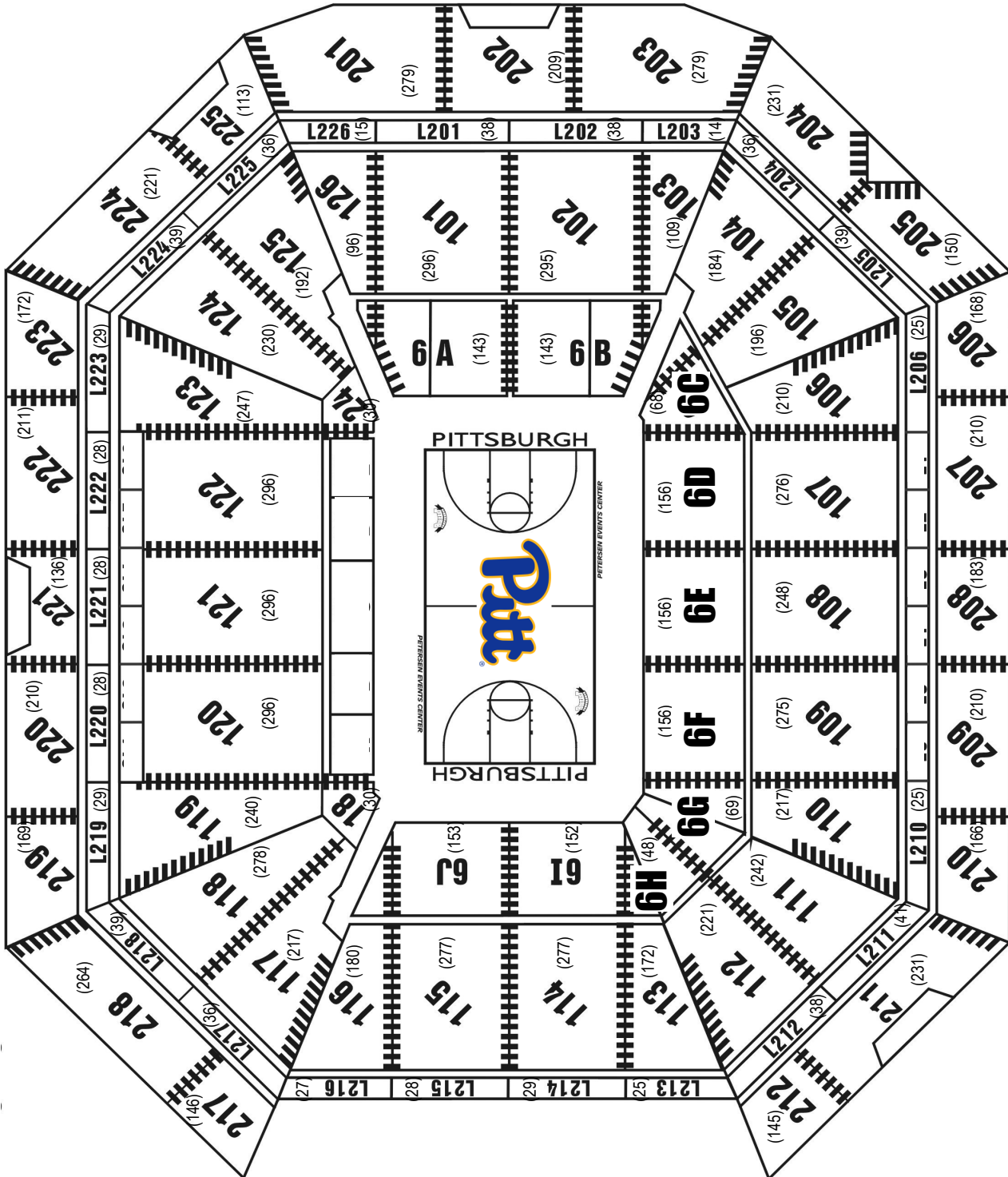
RIGGING LOAD CRITERIA

- The following defines the acceptable loading criteria applicable to all rigging loads hung from the Petersen Events Center roof structure. The rigging loads are in addition to the scoreboard load at the central catwalk.
- All rigging loads shall be suspended only from those rigging grid framing members (rigging beams, bracing truss bottom chords, and segments of main truss bottom chords) explicitly indicated on the rigging load plans. Other framing members such as roof deck, roof steel joists, roof beams, roof trusses, and catwalk support beams shall not be used for the support of any rigging loads, unless explicitly identified on the rigging load plans.
- In addition to the rigging load limits specified for each individual framing member and panel point, the total of all rigging loads may not exceed the maximum total specified on the rigging plan, including limits shown for specific areas of the roof.
- The maximum permissible load for loads which form an angle greater than 45 degrees from vertical shall be reduced 30% from the maximums indicated on the plan.
- The maximum working load supported by a rigging beam segment or truss bottom chord segment marked 5 shall not exceed 5,000 pounds. This load may be a single point load or a combination of loads acting anywhere along the member so long as the total load on the segment does not exceed 5,000 pounds.
- The maximum working point load suspended from a single catwalk support beam rigging gusset plate is 2,000 pounds, acting only where rigging gusset plates are provided. These locations are marked as "X" on plan. Rigging loads shall not be hung from catwalk support beams except where rigging gusset plates are provided.
- Any rigging configuration that is not explicitly identified and described within these rigging load plans shall be analyzed and reviewed by a Professional Engineer registered in the Commonwealth of Pennsylvania.



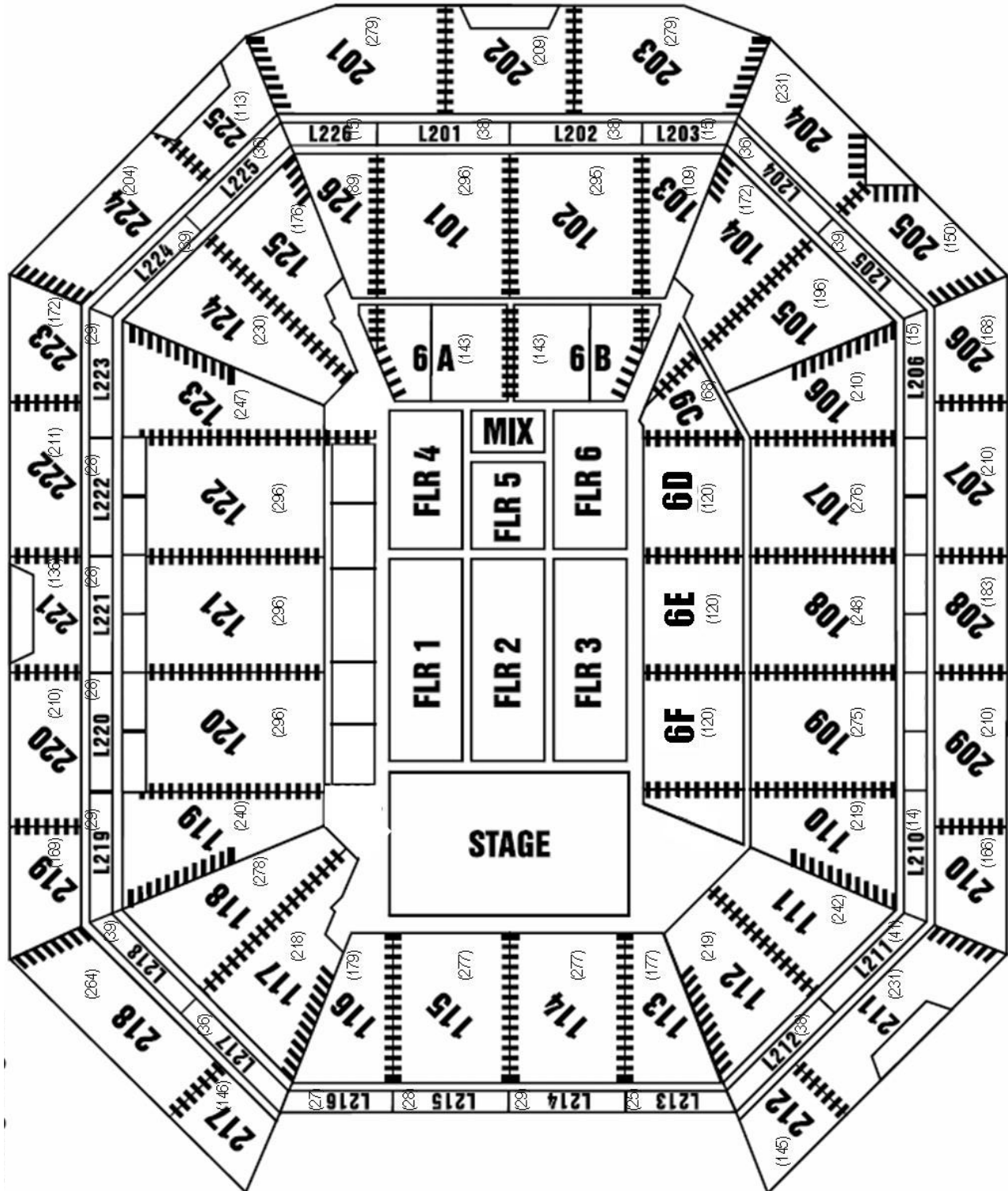


BASKETBALL LAYOUT





END STAGE CONCERT LAYOUT

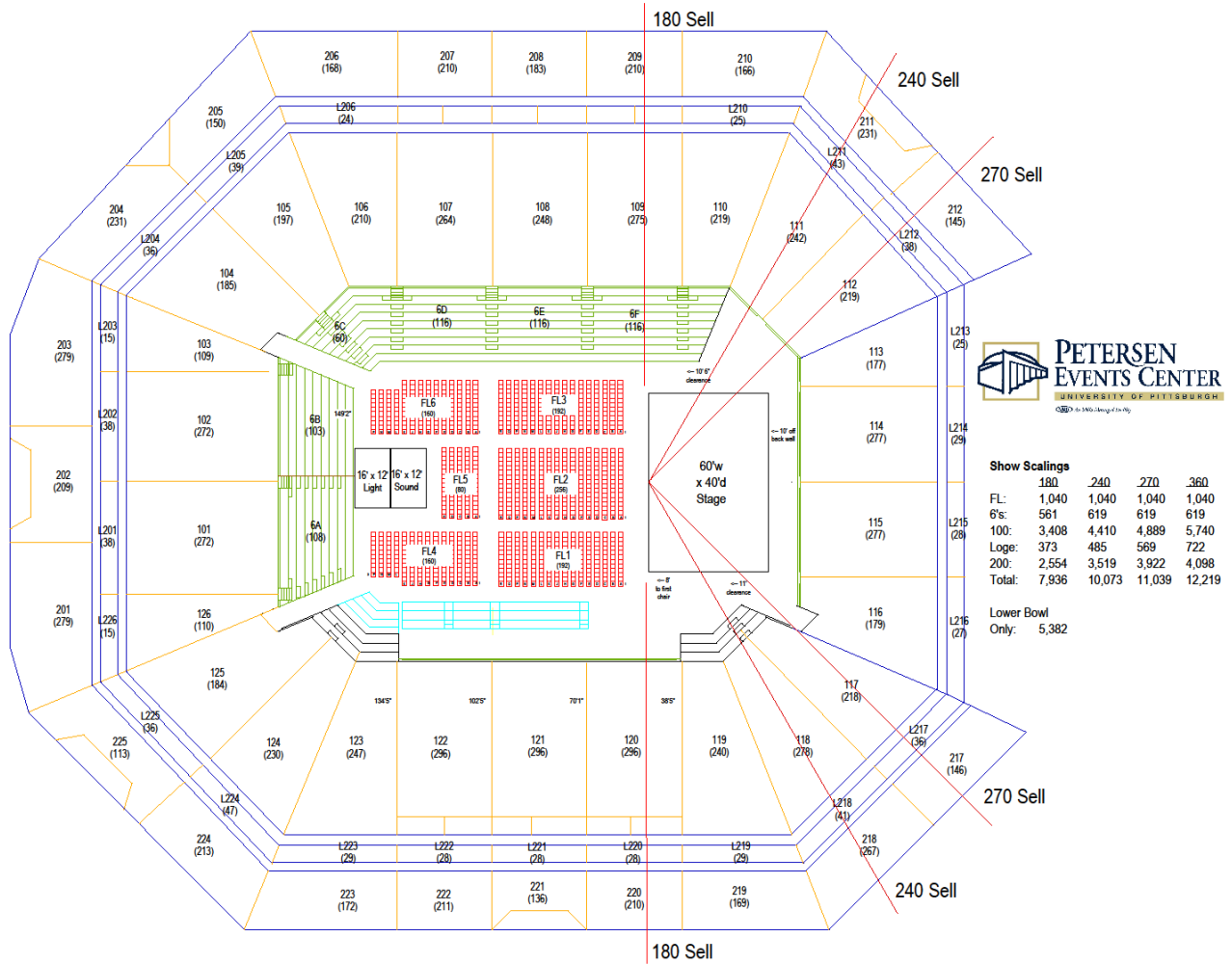




PETERSEN EVENTS CENTER

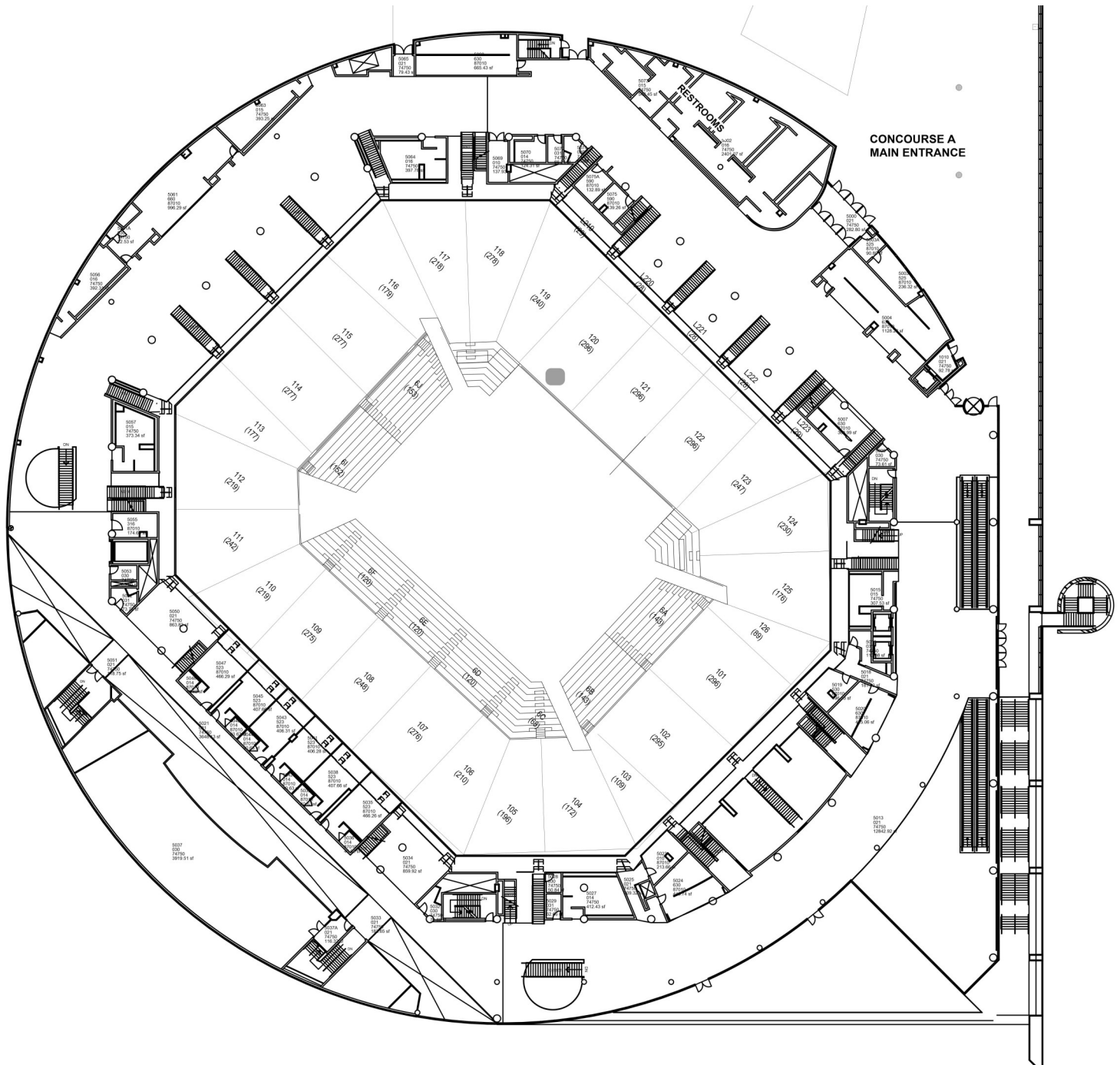
UNIVERSITY OF PITTSBURGH

FLOOR SEATING - END STAGE CONCERT





CONCOURSE LAYOUT

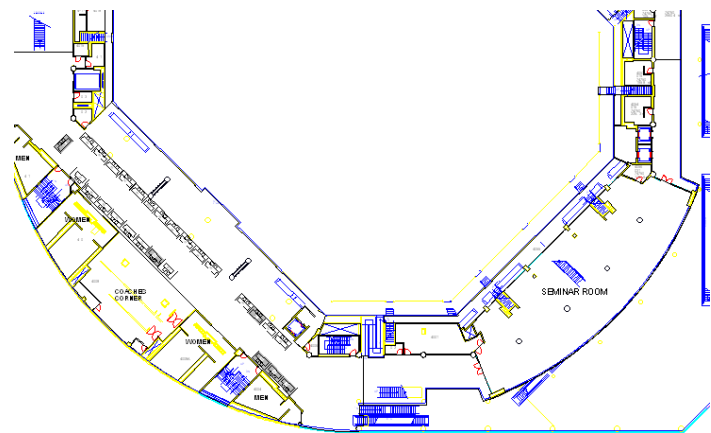
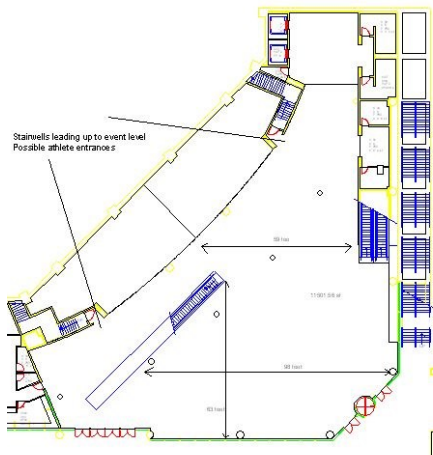
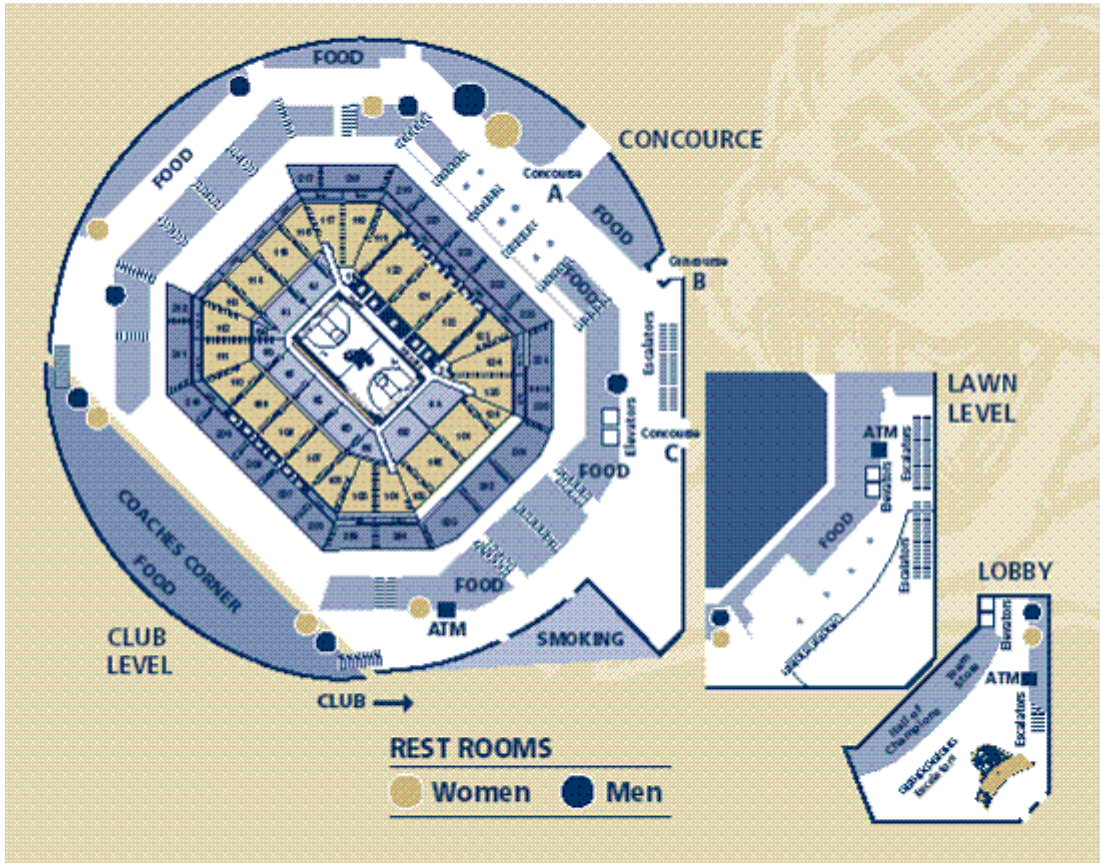




PETERSEN EVENTS CENTER

UNIVERSITY OF PITTSBURGH

LOBBY, LAWN AND CLUB LAYOUT





PETERSEN EVENTS CENTER

UNIVERSITY OF PITTSBURGH

CAMPUS MAP



PRODUCTION TRUCK DIRECTIONS

The street (Sutherland Drive) that our loading dock is on is very narrow and trucks must approach from the top of the hill and then back into our loading dock. Most highways let off with access to Forbes Avenue, which runs “one-way” south to north.

NOTE: Fifth Avenue is also a “one-way” road running north to southwest.

Any vehicles arriving prior to load-in are welcome to park towards the top of Sutherland Drive at any time during the night. Please park all vehicles on one side of the street in order to provide an adequate thoroughfare for emergency vehicles.

Upon arrival, please check in with our 24 hour security department located in the loading dock to let them know you are here. If needed, security can contact the event manager to deal with any possible situations or issues.



PRODUCTION TRUCK DIRECTIONS

From Forbes Avenue:

- Continue on Forbes Avenue to 1 block PAST the Cathedral of Learning.
- Turn LEFT onto South Bellefield Ave. Proceed straight as South Bellefield Ave. will turn into North Bellefield Ave.
- Turn LEFT at the “T” intersection onto Center Ave.
- Proceed on Center Ave to the second light. You will see a huge sign at the intersection on the left for **PITT Upper Campus** and for two streets going left – the bottom one is University Drive and the next one is Allequippa Street.
- Turn LEFT onto Allequippa Street towards the **VA Veterans Hospital**. DO NOT bear right following Center Avenue.
- Follow Allequippa up the hill and around and proceed straight through the stop sign until you see the Petersen Events Center on your left.
- Just past the building is a street (Sutherland Drive) with barricades up that say DELIVERIES ONLY. Make a left and drive down this road. The loading dock will be half way down the street on your left.

From the Pennsylvania Turnpike (I-76) and points NORTH and WEST

- From the Pennsylvania Turnpike (I-76), take EXIT #28 (Cranberry) onto I-79 South toward Pittsburgh and go 6.9 miles.
- Take LEFT fork onto I-279 South toward Pittsburgh and go 11.5 miles.
- Take EXIT #8A onto I-579 South toward “Veterans Bridge” and go 1.5 miles.
- Take RAMP onto “Boulevard of the Allies” toward “Oakland/Monroeville” exit—go 1.7 miles.
- Bear RIGHT onto Forbes and then follow the directions above from Forbes Avenue.

From I-70 and points SOUTH and WEST

- From I-70, take EXIT #18 onto I-79 North and go 20.6 miles.
- Take EXIT #59A onto I-279 North toward Pittsburgh and go 6.3 miles.
- Take EXIT #6A onto I-376 East toward Monroeville and go 2.0 miles.
- Take EXIT #2A/Forbes Avenue onto Forbes Avenue and go 1.0 mile.
- Follow the directions above from Forbes Avenue.

From the Pennsylvania Turnpike (I-76) and points EAST

- From the Pennsylvania Turnpike (I-76), take EXIT #57 towards Pittsburgh and go 0.8 miles.
- Turn LEFT onto I-376 West towards Pittsburgh and go 11.4 miles.
- Take EXIT #3B “Oakland/885 North” onto Bates Street and go 0.8 miles.
- Proceed up the hill on Bates Street through the first traffic light.
- Make the second left after the light onto McKee Place.
- Proceed straight to the first light and make a right onto Forbes Ave.
- Follow the directions above from Forbes Avenue.